

Learning with iPad

Supporting English-Language Learners



English-language learners are a growing and important focus area for K–12 schools. Educators are looking for effective ways to support these learners and help them achieve. They're discovering that iPad is the ideal device for personalizing learning and strengthening language skills to ensure student success.



How iPad can help

The built-in features on iPad along with the breadth of available learning resources make it a valuable tool for supporting English-language learners (ELLs). iPad allows students to immediately and independently start taking charge of their learning—at their own pace and tailored to their specific needs. It can become almost any tool students need—a camera, a translator, a book, a drawing canvas, a voice recorder—and so much more.

iPad is both highly personal and inconspicuous—ELLs who carry iPad devices don't feel singled out. They can practice language verbally on a device that's intimate and customized for them, leveraging the power of language skill development through repetition.

English learners can instantly create with iPad—they can draw, record audio, take pictures, and shoot video. Built-in creativity tools, as well as many third-party apps, provide diverse and authentic options for ELLs to improve their language skills, practice oral language, and communicate in a variety of ways.

iPad supports students where they are in their learning journeys to meet their individual skills, interests, levels, and learning styles.

This booklet provides a quick look at the built-in features on iPad that you can use to support ELLs. You'll also find examples of outstanding learning materials, as well as activity ideas and stories from schools that are using iPad to help their English learners achieve.

Built-in features for English-language learners

iPad includes many built-in features that can be used to support English learners. Here are some examples.

Spoken Text

With Speak Selection, students can highlight text and use the Speak option to have the text read aloud, helping them to learn correct pronunciation. Learners can also use Speak Screen to read the entire contents on a screen. This both increases their exposure to language and helps them proofread text they've written.

Alex is Apple's proprietary text-to-speech voice and is the most human-sounding voice available. Alex actually reads a whole paragraph before beginning to speak. Alex knows when to pause and literally takes a breath, making it possible for ELLs to understand the text and its pronunciation.

With the typing feedback feature, students can have a word spoken back to them once they've typed it, which confirms they've correctly spelled and written the word. This also reinforces English pronunciation of the word at the time of typing it.

Dictation

Thanks to the built-in microphone and Dictation, learners are no longer limited by having to write or type their thoughts. Allowing students to talk instead of type helps them practice speaking, enunciating, and pronouncing words in English more effectively. Dictation works offline and doesn't require an Internet connection, which is great for the mobile learner. Additionally, when students dictate in their native languages, teachers are better able to assess student thinking on the curricular topic—not just on language development. And teachers can use a translation app to convert the native language to English.



Additional built-in features

Safari Reader

Students can use Safari Reader to view a web page article in one page, optimized for easy reading and presented without ads, navigation, or other distracting items. They can adjust the font, font size, and background color, as well. This gives students greater confidence when reading the content on the page without becoming overwhelmed by distractions.

Communication tools

English learners can use iPad to practice language acquisition skills and interact with written text in a variety of formats—audio, visual, emoji, and video. Here are a few examples:



FaceTime. Great for getting students conversing and using language authentically, FaceTime supports visual verbal communication through video chats.



Messages. Communicating via text chats using emojis, pictures, and video engages learners and enhances communication. Students can type in two languages at the same time without having to switch between keyboards to ensure they get their messages across effectively.



Camera. Building fluency is fun for students when they capture video of themselves practicing their speaking skills, listen to their pronunciation, reflect on areas of improvement, and then rerecord.



Notes. Writing in the Notes app—using Speak Selection, predictive text, and Dictation—can help students practice speaking and listening and enhance their written language. They can add images or draw a sketch of what they're trying to say, then share it in real time with their teachers or classmates.

Content creation

Students often demonstrate their thinking and understanding of content in ways that don't rely solely on the written English language. The built-in content creation apps on iPad help them scaffold through visuals, text, and other media, and provide them with opportunities for authentic use of language and academic vocabulary. And these apps allow teachers and students to author culturally relevant materials, especially in languages for which purchased content is not widely available. Students can even add illustrations directly in Pages, Numbers, and Keynote using Apple Pencil or their finger. Here are a few ideas for using Apple creation apps with English learners:



Pages. Use the new digital book templates to create interactive books that include images, videos, drawings, shapes, and audio recordings.



Keynote. Create visual vocabulary cards with images, audio recordings, animations, and video.



Numbers. Document the writing process on individual sheets for prewriting, writing, and revisions.



GarageBand. Record reading to improve reading fluency or capture students singing songs to learn language and patterns.



iMovie. Build video versions of picture books using titles, images, voiceovers, images, and sound effects.



Clips. Create videos that capture learning quickly and easily. Using Live Titles, students can add animated captions and titles—just by talking—that sync perfectly with their voice.



Engaging learning materials

There's a wide variety of learning materials available for iPad that can engage ELLs and help them learn in new and exciting ways. And many of these outstanding resources are ideal for teachers as well.

App Store. A vast collection of engaging apps on the App Store can help ELLs boost literacy skills, improve fluency, and create in many different ways. Translation apps are also available that allow learners to instantly translate words into their primary languages.

iBooks Store. There are thousands of engaging Multi-Touch books in the iBooks Store for English learners, including leveled readers and dual-language books. One example is [My Best, Best Friend](#)—an interactive book designed to expand language while having fun. Many books have built-in reading tools, such as spoken text, instant access to dictionary definitions, and study cards that help with comprehension.



iTunes U. This online catalog includes free education courses from top schools and prominent institutions worldwide. Much of this content is ideal for teachers, such as the [Learn English with Photos](#) course from EM Normandie school or the [ESOL](#) course from the University of South Florida College of Education.

iBooks Author. With iBooks Author on a Mac, educators and students can create their own interactive books for viewing on iPad. Teachers can develop materials personalized for students' own reading levels. Explore [Just-Right Books at Their Fingertips: Authoring for Primary Readers](#) to see how a teacher uses iBooks Author to create leveled texts for her students. This strategy also benefits older ELLs who need scaffolded reading options to access the content.



Apps for English-language learners

Here are just a few examples of how engaging apps can support English learners.



Drops. Provides a visual way to learn English vocabulary in just five minutes a day. Offers a fun approach to language learning in a gamelike format. Includes a strategic vocabulary selection with over a thousand practical words.



Duolingo. This fun and simple app for learning grammar allows students to build their own sentences in “free-form” mode using a dynamic, grammar-based tree structure. In “challenge” mode, they work in the opposite direction, analyzing sentences and figuring out the underlying grammar.



Endless Reader. Students have fun learning sight words along with their context and usage with the adorable Endless monsters. As they place each word in a sentence and watch a character act out its meaning, they gain early word-recognition and reading skills.



eSpark. Delivers customized iPad curriculum that includes engaging apps, videos, and quizzes based on students’ unique needs and assessment data. Helps teachers to differentiate learning by diagnosing skill levels and recommending instructional content for each student.



Explain Everything. Turns iPad into an interactive video whiteboard that allows students to demonstrate what they’ve learned by combining interactive visuals and recorded narration. Teachers can create instructional tutorials for students and use it for formative student assessments.



Lexia Core5 Reading. A literacy improvement and assessment solution that allows students to master fundamental literacy skills through individualized learning paths. For ELLs, audio directions are available in multiple languages.



Milly, Molly & the Bike Ride. Learners can touch the text in this engaging story to have it read aloud. The app also translates text in a variety of languages. After learners gain context and comprehend the story, they can record themselves reading and play it back to practice fluency.



Newsela. Builds reading comprehension by delivering daily news and nonfiction at a reading level that’s just right for each student. Articles are published at five reading levels, and most are available in English and Spanish.



Puppet Pals HD Director's Pass. This playful app lets students choose characters and settings to create or retell stories in any language. Using a variety of literacy skills—engagement with text, oral language fluency, and even hand-eye coordination—students move the puppets on the screen while speaking.



Quizlet. Make flashcards in any language to practice spelling and vocabulary, play learning games, test knowledge, and more. Students can add images and audio to their flashcards and listen to pronunciations in 18 languages.

Learning activity: Design vocabulary flashcards

Students can use the built-in features on iPad to strengthen their language skills. Flashcards, especially when customized with visuals, context clues, and definitions, help English learners personalize and streamline the process of acquiring new and difficult words.

Objective

Students create their own support practices through vocabulary flashcards that can be duplicated and used for any subject area or learning concept.

Overview

In this workflow, students build a flashcard template in Keynote that can be used in multiple disciplines and shared with others. Once the template has been created, they can personalize each slide with their own text, images, drawings, videos, and audio recordings.

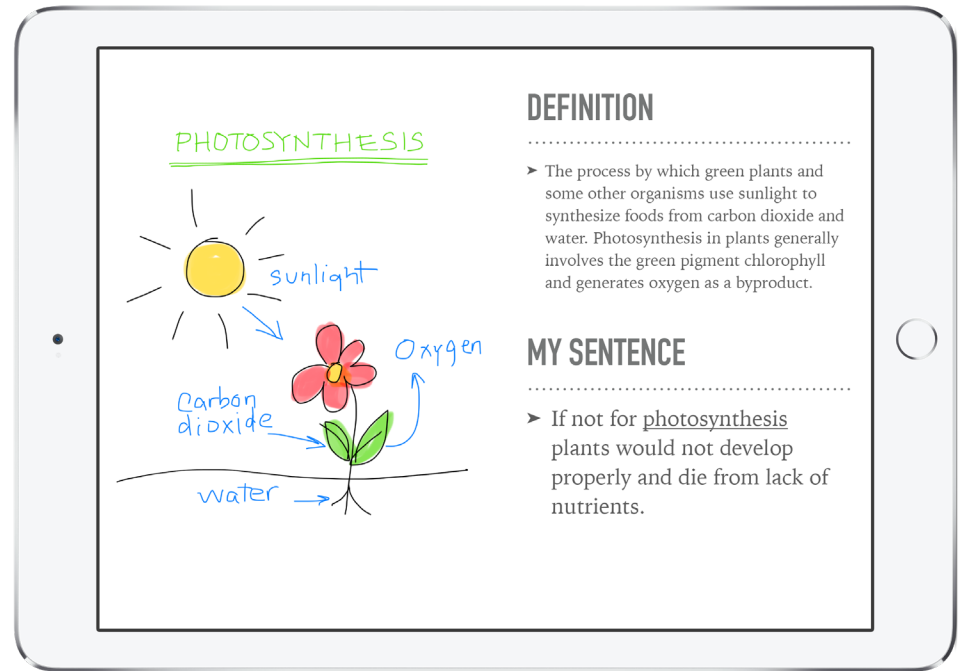


Keynote



Camera

To view the full lesson, [download](#) *Enhancing Productivity with iPad* from the iBooks Store. See pages 23–24.



Learning activity: Track reading fluency


With the right tools, monitoring and documenting reading fluency growth can be engaging and meaningful for your students. Recording reading progress and capturing data helps them self-assess and develop decoding and reading comprehension skills.

Objective

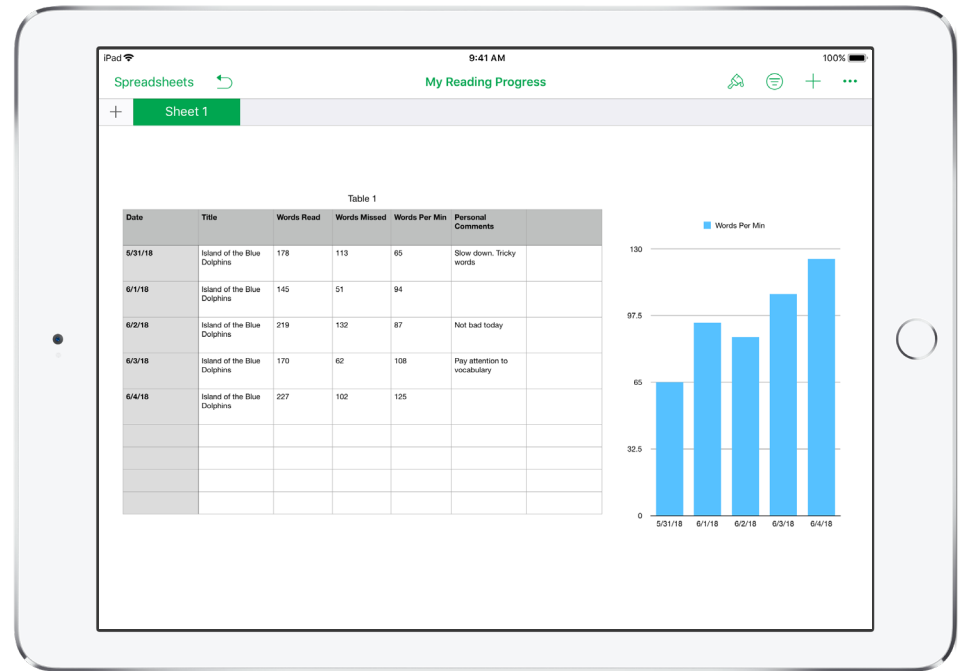
Using a spreadsheet and voice recordings, students are empowered to monitor progress over time through tracking and recording their fluency rate, expression, and errors.

Overview

In this activity, students build a fluency tracking system in a Numbers spreadsheet. Working with a partner, they'll read an appropriately leveled passage in iBooks while recording themselves in Numbers. Students are then able to quickly add self-assessment data to tables in Numbers that help them collect, organize, and keep track of learning progress. Additionally, students can set reading goals and monitor progress toward their goals.



To view the full lesson, [download](#) Enhancing Productivity with iPad from the iBooks Store. See pages 30–31.



Learning activity: Practice fluency and share progress

At Valencia Park Elementary, teachers are able to personalize lessons with iPad no matter where students are on their language development journeys. This is one example of an activity they use with their English learners to build fluency.

Objective

Students build reading fluency by using iPad to create an animated story with their narration included. This way they can track their pronunciation, speed, and accuracy progression. They then demonstrate and share their progress in a variety of ways.

Overview

In this workflow, students use the Sock Puppets Complete app and the built-in microphone on iPad to bring virtual sock puppets to life by recording themselves reading aloud. To demonstrate their progress, they write original stories and film themselves with iMovie, practice speaking English, and use their presentation skills with Keynote. They then read aloud with book buddies in different schools using FaceTime.



Sock Puppets Complete



iMovie



Keynote



FaceTime

Impact on learning

Schools are seeing great results by providing ELLs with access to iPad and learning content. Here are just a few examples.

Valencia Park Elementary, Fullerton, California. At Valencia Park Elementary, 62 percent of students are learning English as a second language. For most second graders, the average expected rate of increase in words-per-minute reading fluency is one word per week. Yet over the course of 8.4 weeks, Valencia Park reports that second-grade students participating in the Young Scholars Program, in which they used iPad in the classroom, increased their reading fluency rate by 4.6 words per week. Because of this success, they've expanded the program to include a VIP take-home iPad program for fifth and sixth grades.

Escondido Union School District, Escondido, California. For eight years, Escondido has seen significant student achievement gains in reading comprehension. The district has deployed two different iPad implementations across their district: 100-plus classes with Shared iPad and 150-plus classrooms with a one-to-one model. Escondido observed that students in the one-to-one mobile device classroom made nearly two years of progress in reading comprehension in just six months; a comparable class had just two-and-a-half months' growth in the same period.

John C. Fremont Elementary, Corcoran, California. Located in a small agricultural community in California's Central San Joaquin Valley, John C. Fremont Elementary serves all the district's grades two and three students. For years, their ratio of ELL classes to English Only (EO) classes was 7:4. Learning with iPad has had a positive impact on language acquisition, and now the ratio is reversed, with only three to four ELL classes per grade level and six to seven EO classes.

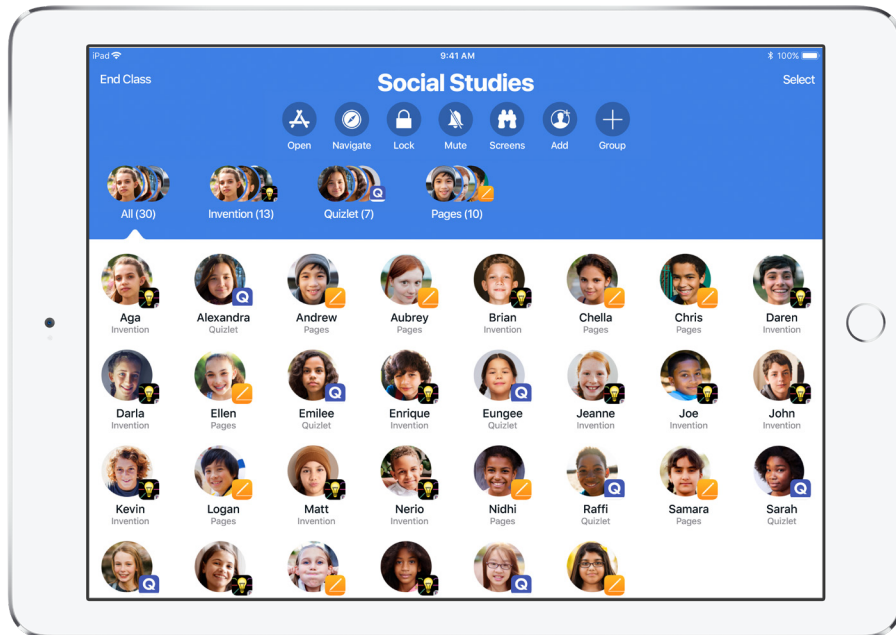
"The class collaborates on engaging projects that encourage reading, writing, and speaking. Literacy and fluency scores have vastly improved and attendance has skyrocketed."

Alina Mills, teacher, Valencia Park Elementary

McKinna Elementary School, Oxnard, California. At this Title I school, over 80 percent of students receive free or reduced lunch and 75 percent are ELLs. iPad has helped all students gain access to the curricula and construct meaning that personalizes learning. Students access lessons at home, making learning an anytime, anywhere adventure. Text can be translated into Spanish—a huge advantage for this 98 percent Latino population. Parents can also fully participate in the education of their students.

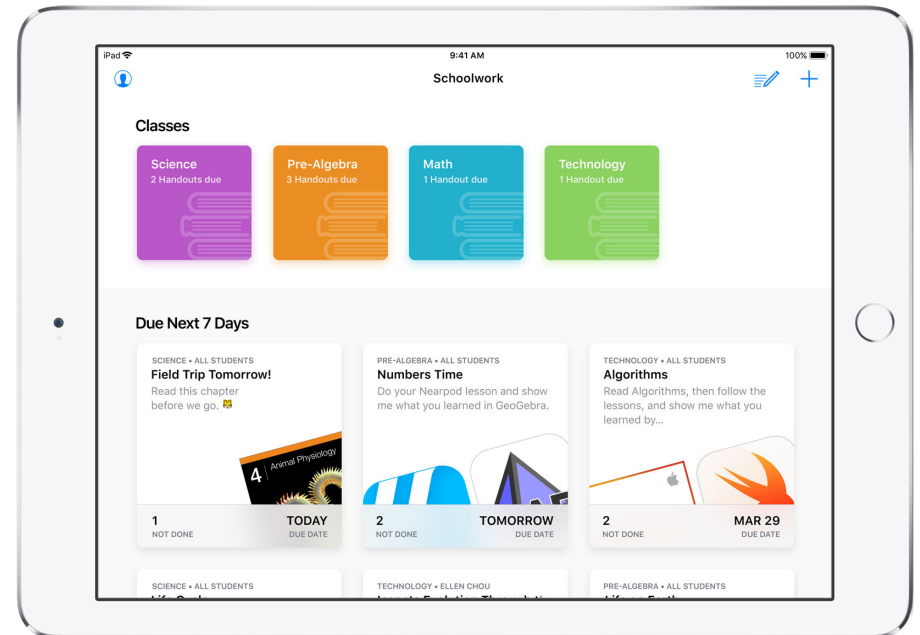
Tools for teaching

Many solutions are available that make it easy to guide the use of devices and apps in the classroom, get insight into each student's progress, and share student work.



Classroom

This versatile teaching assistant puts the teacher in charge of every iPad in the classroom, keeping students focused, even when they're working on different tasks. [Learn more >](#)



Schoolwork

Schoolwork is a powerful iPad app built to help teachers and students use the creative power of iPad. Teachers can distribute and collect assignments, assign activities within apps, and view student progress. They can also collaborate with an individual student and provide instant feedback, enabling them to tailor instruction for that student's needs. And students have one place to see assignments, organized by class and due date, submit work, and view their own progress. [Learn more >](#)

Resources

Apple provides many resources to help teachers learn how to use our products and integrate them into classroom learning. Here are some to get started.

Apple Teacher

We designed the Apple Teacher program to help teachers build skills to use Apple products in the classroom. It offers self-paced learning with free learning materials, tips, news, and inspiration. And after completing online quizzes, they'll receive an official Apple Teacher logo to share their achievement with the world. [Learn more >](#)

Everyone Can Create

Everyone Can Create was designed to give every student the opportunity to develop the skills and techniques they need to become the next generation of innovators, artists, and creators. It includes a versatile set of resources designed to help teachers infuse core creative skills into the topics and subjects they teach every day. [Learn more >](#)

English Language Learning collection

The best place to find great content is the English Language Learning collection on iTunes—a rich collection of resources with leveled texts to help students become experienced and confident readers, as well as apps to develop speaking and writing skills. You'll also find valuable lesson ideas and best practices from other teachers. [Explore now >](#)

Apple Professional Learning

We want your teachers to feel confident using Apple technology for learning and teaching. Our specialists are former educators who can support your teachers with onsite coaching and mentoring that helps them design deeper learning experiences for each student. Many solutions are available that make it easy to guide the use of devices and apps in the classroom, get insight into each student's progress, and share student work. [Learn more >](#)

To learn more about Apple in Education, visit www.apple.com/education or call 1-800-800-2775 to speak with an Apple Education representative.

© 2018 Apple Inc. All rights reserved. Apple, the Apple logo, Apple Pencil, FaceTime, GarageBand, iBooks, iMovie, iPad, iTunes, iTunes U, Keynote, Mac, Numbers, Pages, and Safari are trademarks of Apple Inc., registered in the U.S. and other countries. Multi-Touch is a trademark of Apple Inc. App Store and iBooks Store are service marks of Apple Inc., registered in the U.S. and other countries. Other product and company names mentioned herein may be trademarks of their respective companies.

